

# Grim statistics

## Covid-19 and its impact on economic activity in India

April 20, 2021

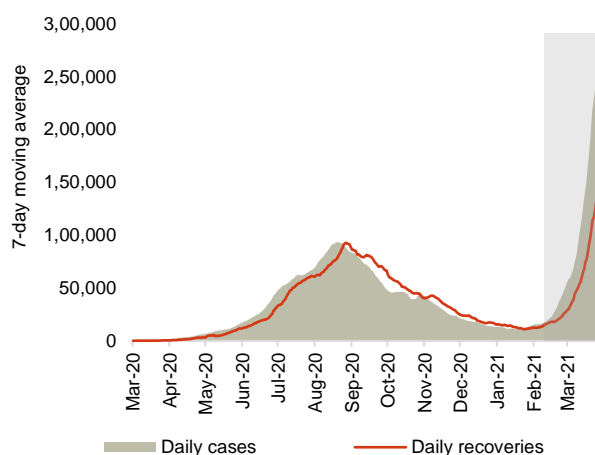
India's second Covid-19 wave continues to spread fast, crossing the grim benchmark of 2 lakh daily infections in the week April 12-18. With numbers sustaining north of 2 lakh, the country now has the unenviable distinction of having the highest number of daily cases in the world, surpassing Brazil.

Among the states, though, the rate of spread has not been secular. Infection rates in Uttar Pradesh, Madhya Pradesh and Delhi significantly increased in the week ending April 18 (compared with the week prior) and, consequently, led to an increase in their share of case load. In contrast, the rate of increase in cases in Chhattisgarh and Maharashtra slowed down, so their shares decreased.

Of concern is also the stuttering pace of Covid-19 vaccinations. The number of people vaccinated per million daily as of April 18 was lower compared with that in the week prior.

Further, more states are beginning to impose localised restrictions on people movement and commerce to control the spread, falling just short of a complete lockdown. But so far, electricity consumption and Goods and Services Tax (GST) e-way bills collection, which are used as proxies to track economic activity, have softened only somewhat. Given the volatile nature and revisions of daily/weekly data, it needs to be seen whether the softening in these indicators is a blip, or marks a shift in a trend.

### Daily cases now more than double the peak of first wave



### More states now seeing exponential rise in weekly cases

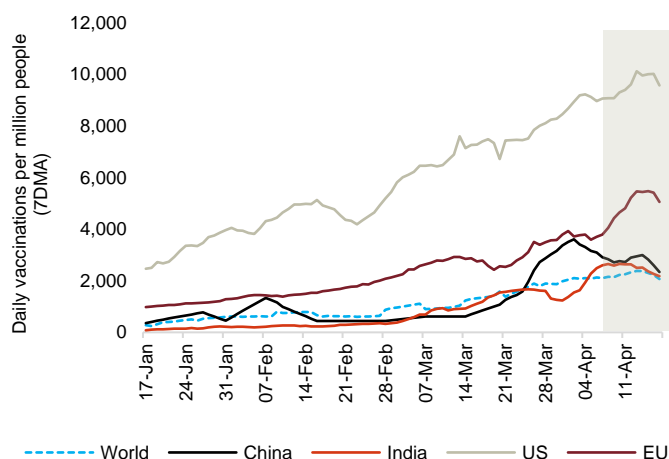
State	Weekly growth rate in cases	Share in cases
Uttar Pradesh	20.7↑	10.4↑
Chhattisgarh	19.3↓	6.6↓
Madhya Pradesh	18.4↑	4.6↑
Delhi	15.9↑	8.4↑
Jharkhand	15.0↑	1.5↑
Gujarat	14.4↑	3.7↑
Bihar	13.2↑	2.7↑
Rajasthan	12.2↑	3.3↑
Haryana	11.3↑	2.6↑
Maharashtra	11.0↓	28.2↓

Note: States in the table have been arranged in descending order of weekly growth rate of cases in the week April 12- 18. Upward arrow indicates increase in growth rate in cases/ increase in state's share in cases, in the week ending April 18 compared with the previous week; downward arrow indicates a decline.

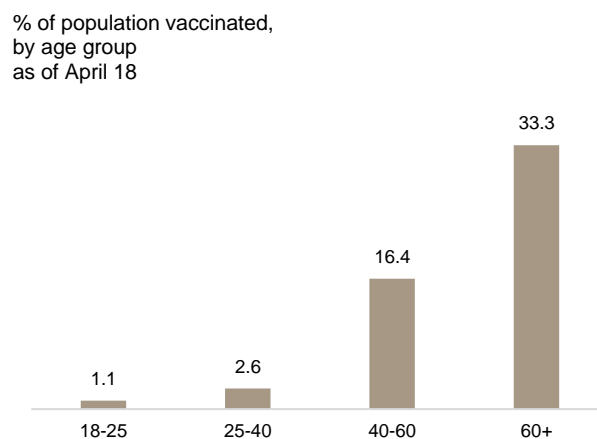
Source: Ministry of Health and Family Welfare (MoHFW), CEIC

- As of April 18, daily cases continued to surpass the 2 lakh+ level. More populous states in the last week (April 12-18) reported increase in weekly growth rates as well as share in Covid-19 cases. In contrast, cases in Maharashtra slowed down and, thereby, its share in cases fell to 28.2% in the week ending April 18, from ~42.3% in the week prior (week ending April 11) (nevertheless, the state still had the highest daily cases, and was reporting double-digit weekly growth rate in cases). In contrast, the caseload in Delhi, Madhya Pradesh, and Uttar Pradesh rose

**Pace of vaccination slows down compared with week prior**



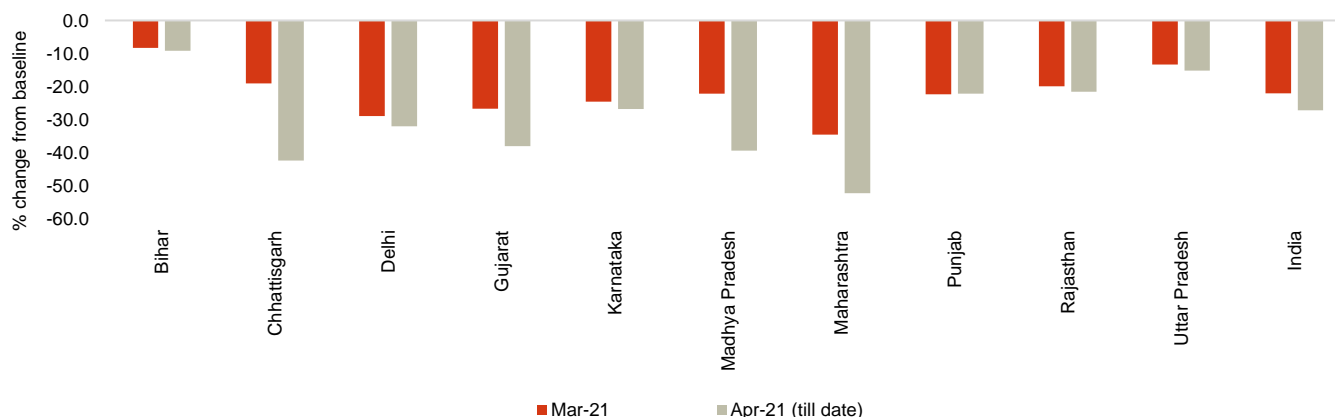
**Vaccination by age group**



Note: Age-wise population of India estimated from projections of UN Population Prospects 2019  
Source: Our World in Data, Co-win dashboard (last accessed April 19), UN Population Prospects 2019, MoHFW, CEIC

- India's average daily vaccination per million people in week ending April 18 was 2408, lower than 2554 per million in the previous week, indicating the slowdown in pace. As of April 18, 16.4% of population in age group of 40-60 were vaccinated, and among those aged 60+, a higher 33.1% have been vaccinated

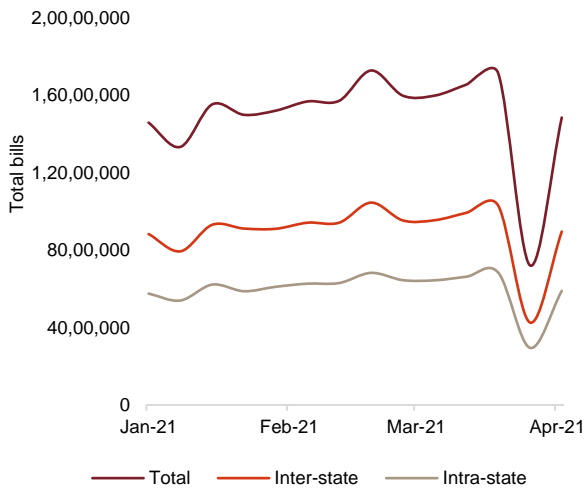
**Retail mobility in April has dipped across states**



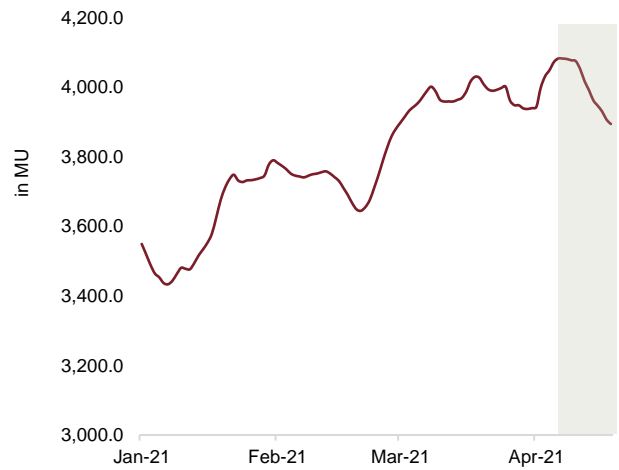
Note: Monthly averages of daily data for retail mobility; April data is till April 14  
Source: Google Community mobility reports, MoHFW, CEIC

- As the second wave spreads across more states, localised restrictions in the form of weekend lockdowns and/or night curfews are being implemented. These, however, are lower in stringency as compared with last year. Manufacturing and construction activities are operating, and travel and recreation services are allowed in most states with social distancing measures. The impact of these restrictions, though, are beginning to affect retail mobility, which dipped across more states – with the highest decline seen in Maharashtra (17.7 percentage points decline between March to April till date, on average)

**E-way bill collection decelerates**



**Power supply slightly dips**



Source: Goods and Services Tax Network, Power System Operation Corporation, CEIC, CRISIL

- As of the week ended April 18, e-way bill collections and power supply showed slight softening – indicative of only a marginal impact of the second wave-related restrictions. However, given the volatile nature of daily/ weekly data, it needs to be seen whether the softening of the two indicators was a blip, or marks a shift in trend

## Analytical contacts

### Dharmakirti Joshi

dharmakirti.joshi@crisil.com

### Amruta Ghare

amruta.ghare@crisil.com

#### About CRISIL Limited

CRISIL is a leading, agile and innovative global analytics company driven by its mission of making markets function better.

It is India's foremost provider of ratings, data, research, analytics and solutions, with a strong track record of growth, culture of innovation and global footprint.

It has delivered independent opinions, actionable insights, and efficient solutions to over 100,000 customers.

It is majority owned by S&P Global Inc, a leading provider of transparent and independent ratings, benchmarks, analytics and data to the capital and commodity markets worldwide.

#### About CRISIL Research

CRISIL Research is India's largest independent integrated research house. We provide insights, opinion and analysis on the Indian economy, industry, capital markets and companies. We also conduct training programs to financial sector professionals on a wide array of technical issues. We are India's most credible provider of economy and industry research. Our industry research covers 86 sectors and is known for its rich insights and perspectives. Our analysis is supported by inputs from our large network sources, including industry experts, industry associations and trade channels. We play a key role in India's fixed income markets. We are the largest provider of valuation of fixed income securities to the mutual fund, insurance and banking industries in the country. We are also the sole provider of debt and hybrid indices to India's mutual fund and life insurance industries. We pioneered independent equity research in India, and are today the country's largest independent equity research house. Our defining trait is the ability to convert information and data into expert judgments and forecasts with complete objectivity. We leverage our deep understanding of the macro-economy and our extensive sector coverage to provide unique insights on micro-macro and cross-sectoral linkages. Our talent pool comprises economists, sector experts, company analysts and information management specialists.

#### CRISIL Privacy

CRISIL respects your privacy. We may use your contact information, such as your name, address, and email id to fulfil your request and service your account and to provide you with additional information from CRISIL. For further information on CRISIL's privacy policy please visit [www.crisil.com/privacy](http://www.crisil.com/privacy).