

Cement cracks

Covid-19 culls demand, crude cushions blow to profit

April 2020



Cement demand to contract as Covid-19 hurts construction

Covid-19 has cast a long shadow over a much-anticipated mild recovery in Indian economy in fiscal 2021. Along with external factors such as weak global demand, supply disruptions, and global financial shocks, the economy is grappling with lockdown, factory shutdowns, reduced discretionary spending, and delayed capex cycle.

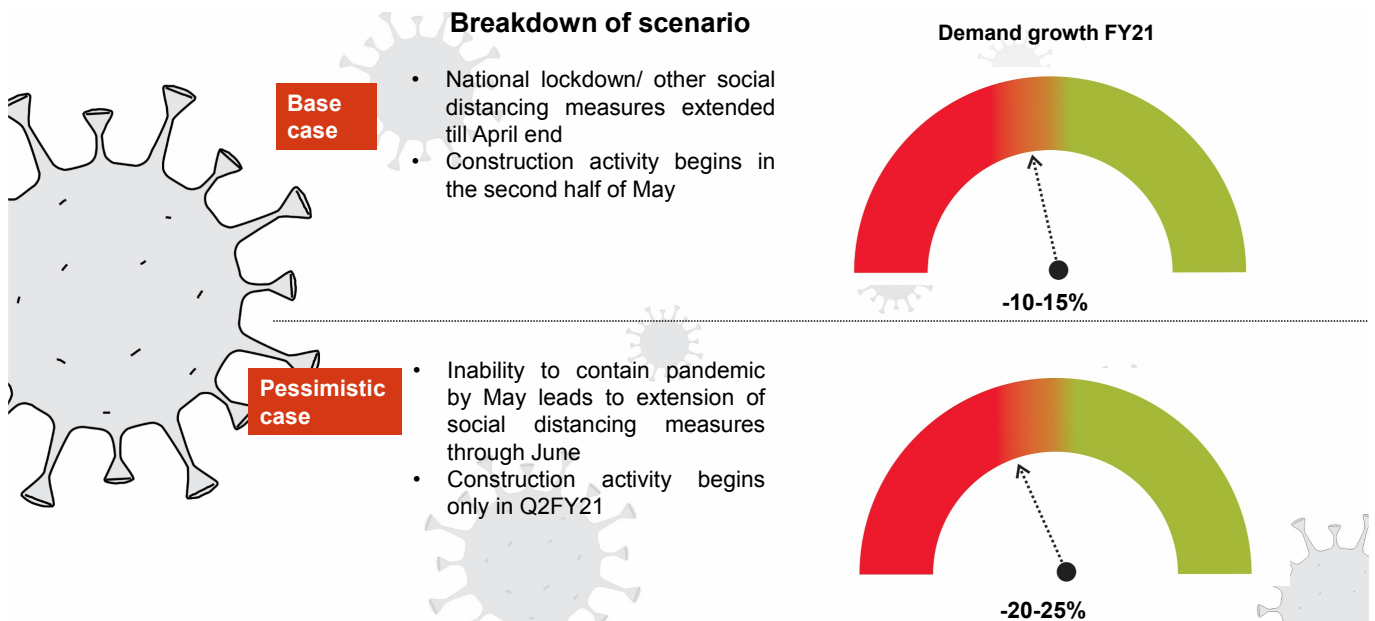
All this is expected to affect construction, and thereby cement demand.

Given the uncertainty in the current environment, we have based our analysis on two possible scenarios based on spread and containment period of the pandemic.

- Our baseline view assumes lockdown/ other social distancing measures to continue till April end and construction activity to resume in mid-May
- Our pessimistic view assumes extended vulnerability to the virus with construction activity beginning only in the second half of this fiscal

Cement demand growth in fiscal 2021 based on possible scenarios

In our baseline scenario, cement demand in India would contract by an unprecedented 10-15% this fiscal. Extended vulnerability will deepen the damage for the sector to 20-25%.



Source: CRISIL Research, industry

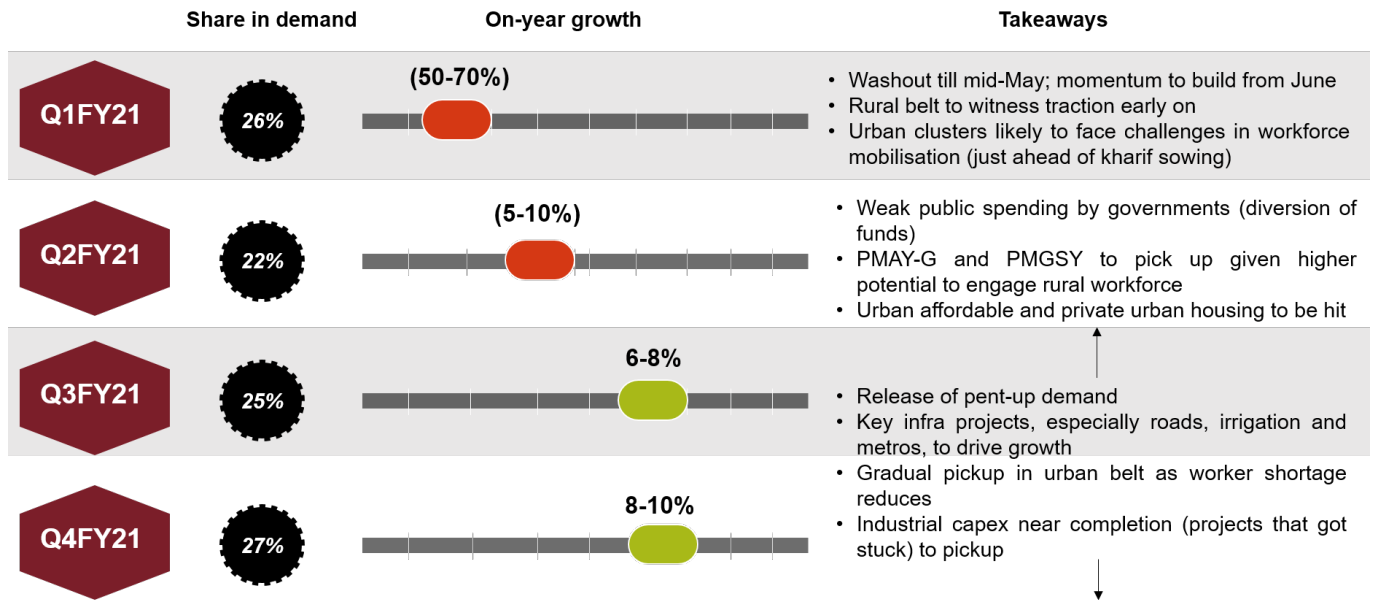
On a quarterly basis, cement demand would be a washout in the first quarter of this fiscal, given lockdown measures across India that would hurt construction. Demand will pick up only from the second half of this fiscal.

A full-fledged recovery will take longer because of:

- Lower capex by government, given diversion of funds towards health and public welfare (government-led projects account for 35-40% of cement demand)
- Weak real estate and private individual houses and buildings (IHB) housing
- Lower spend on PMAY-Urban given the impact on incomes, and hence spends

Rural housing, PMAY-Rural, PMGSY, and spend on key infrastructure projects will be the saving grace for the sector in the second half of the fiscal.

Quarterly trend in cement demand growth

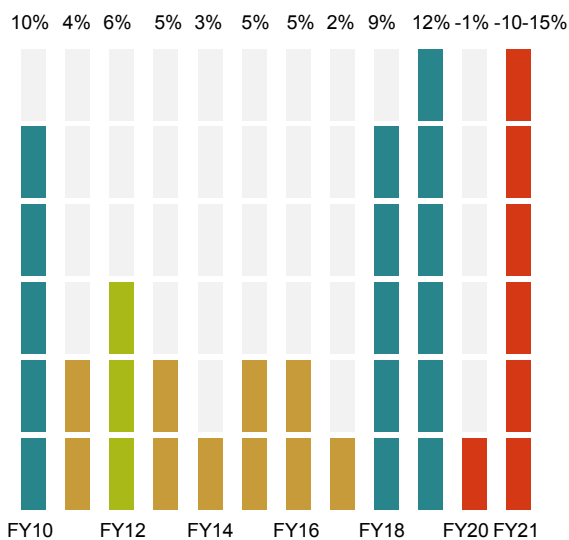


Source: CRISIL Research, industry

Note: Share in demand for each quarter is the average of demand share of the past three fiscals

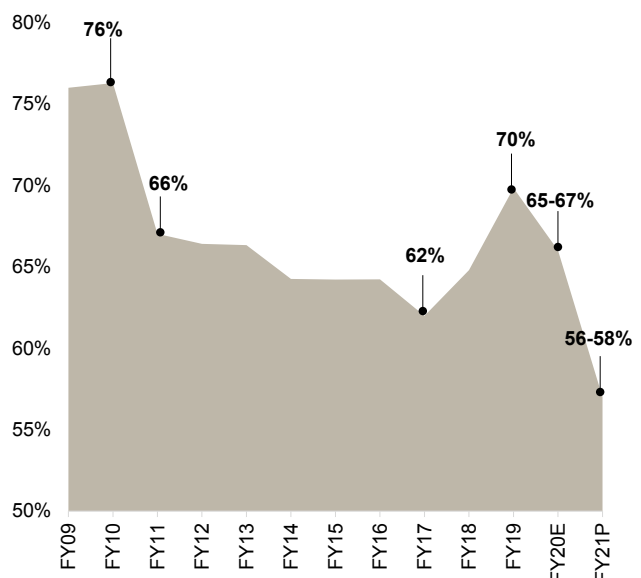
Washout in the first quarter, followed by continued mildness through the seasonally weak second quarter, will weigh on the sector's growth, leading to a first-ever demand contraction of this proportion for it this fiscal.

Cement demand growth sinking deeper



Source: CRISIL Research, industry

Cement sector utilisation seen sliding lower



Contracting demand growth will push the sector’s utilisation level down further to 56-58%, adding to the pain from the weakening seen in fiscal 2020, when incremental supply exceeded demand by 27 MT.

Pre-election spending in fiscals 2018 and 2019 had led to a surge in demand, and in turn to an 800 bps improvement in utilisation level to 70% in fiscal 2019. This had encouraged players to undertake aggressive capacity addition to capture incremental demand. Furthermore, to maintain market share, players with relatively weaker financials had even entered newer markets.

However, the current demand shock is expected to dent the capacity addition plans of the industry, and stall or delay projects in the medium term.

Weak crude to limit margin fall despite revenue erosion

Despite muted demand, the cement industry logged a healthy price hike of Rs 25 per bag in fiscal 2020. This came after several years, despite healthy demand growth in the preceding years, and was helped in part by continued consolidation in regional markets by the largest player.

The price hike, coupled with lower commodity prices, is expected to drive margins to a seven-year high in fiscal 2020.

In fiscal 2021, we expect the price run up to reverse as players struggle on the demand front. The decline would be limited to 1-2% (or Rs 5-10 per bag) as players exhibit pricing discipline, as they did last fiscal, too.

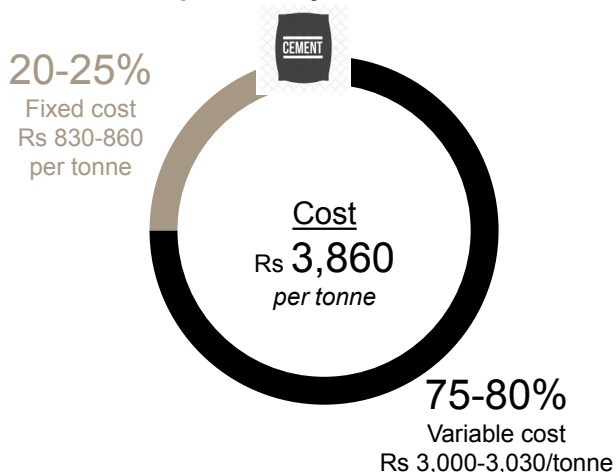
However, we expect realisation to fall 2-3% as the share of non-trade is likely to increase.

Profitability, on its part, is expected to be under pressure after some expansion last fiscal. The impact of demand freefall, though, will be limited by lower input prices.

We expect earnings before interest, tax, depreciation and amortisation (Ebitda) margin for the sector to contract by 100-125 bps in fiscal 2021. Lower crude and coal prices should limit margin erosion as power, fuel and freight costs are expected to ease. Crude prices are expected to ease to \$35-40/ barrel in 2020 from \$64/ barrel in 2019. Petcoke prices will also fall, though not commensurate with that of crude, given higher freight and disruptions in US markets.

However, fixed costs are expected to rise given plant shutdown during lockdown as well as lower volumes.

Cement sector profitability



	Rs/ tonne	2017-18	2018-19	2019-20P	2020-21P
Realisation		4586	4658	4877	4750-4760
	Rs / bag	334	331	356	350
P&F		916	1008	940-960	900-920
Freight cost		1099	1132	1060-1080	1000-1200
Raw material		633	711	660-680	640-660
EBITDA margin		18.7%	17.1%	21-21.3%	19.5-20.5%

Source: CRISIL Research, industry, annual reports

Healthy credit profile to help weather the storm; barring a few

A sample analysis of 23 listed firms with total installed capacity of 372 MT – amounting to over 70% of the total installed capacity – and total debt of Rs 53,400 crore as of September, 2019, threw up some interesting takeaways.



- 9 firms, accounting for a third of the set’s capacity but only 5% of its debt, enjoy a healthy debt/ Ebitda ratio of <1. However, 4 firms, holding 11% of the set’s debt, have a relatively high debt/ Ebitda ratio of >3
- 16 firms, holding 85% of the sector’s debt, have a relatively comfortable ISCR of >2 times
- 5 firms, holding 15% of the total debt of the sample set, have an interest coverage of <2. Majority of these players are small regional firms with weak cash balances
- Also, 22% of the sample’s debt has a quick ratio/ adjusted acid test ratio of <0.25

Dispersion analysis across key financial ratios

	Interest service coverage ratio				Debt/ Ebitda ratio for sample				Adjusted acid test ratio		
ISCR											
<2	30%	15%	12%	<3	17%	11%	8%	<0.25	21%	22%	21%
2-5	22%	68%	43%	2-3	30%	72%	46%	0.25-0.5	59%	77%	59%
5-10	22%	13%	15%	1-2	13%	12%	14%	0.5-1	10%	1%	10%
>10	26%	4%	30%	<1	39%	5%	33%	>1	13%	-	10%
	No. of cos 23	Debt Rs 53,400 cr	Capacity 372 MT		No. of cos 23	Debt Rs 53,400 cr	Capacity 372 MT		No. of cos 23	Debt Rs 53,400 cr	Capacity 372 MT

Source: CRISIL Research, industry, company reports

Analytical contacts

Isha Chaudhary

Director

CRISIL Limited

D: +91 22 3342 1868

B: +91 22 3342 3000

isha.chaudhary@crisil.com

Koustav Mazumdar

Manager

CRISIL Limited

D: +91 22 3342 5916

B: +91 22 3342 3000

koustav.mazumdar@crisil.com

Media contacts

Saman Khan

Media Relations

CRISIL Limited

D: +91 22 3342 3895

M: +91 95940 60612

B: +91 22 3342 3000

saman.khan@crisil.com

Hiral Jani Vasani

Media Relations

CRISIL Limited

D: +91 22 3342 5916

M: +91 982003 9681

B: +91 22 3342 3000

hiral.vasani@crisil.com

Parmeshwari Bhumkar

Media Relations

CRISIL Limited

D: +91 22 3342 1812

M: +91 841184 3388

B: +91 22 3342 3000

parmeshwari.bhumkar@ext-crisil.com

About CRISIL Limited

CRISIL is a leading, agile and innovative global analytics company driven by its mission of making markets function better. It is India's foremost provider of ratings, data, research, analytics and solutions, with a strong track record of growth, culture of innovation and global footprint.

It has delivered independent opinions, actionable insights, and efficient solutions to over 100,000 customers.

It is majority owned by S&P Global Inc, a leading provider of transparent and independent ratings, benchmarks, analytics and data to the capital and commodity markets worldwide.

About CRISIL Research

CRISIL Research is India's largest independent integrated research house. We provide insights, opinion and analysis on the Indian economy, industry, capital markets and companies. We also conduct training programs to financial sector professionals on a wide array of technical issues. We are India's most credible provider of economy and industry research. Our industry research covers 86 sectors and is known for its rich insights and perspectives. Our analysis is supported by inputs from our large network sources, including industry experts, industry associations and trade channels. We play a key role in India's fixed income markets. We are the largest provider of valuation of fixed income securities to the mutual fund, insurance and banking industries in the country. We are also the sole provider of debt and hybrid indices to India's mutual fund and life insurance industries. We pioneered independent equity research in India, and are today the country's largest independent equity research house. Our defining trait is the ability to convert information and data into expert judgments and forecasts with complete objectivity. We leverage our deep understanding of the macro-economy and our extensive sector coverage to provide unique insights on micro-macro and cross-sectoral linkages. Our talent pool comprises economists, sector experts, company analysts and information management specialists.

CRISIL Privacy

CRISIL respects your privacy. We may use your contact information, such as your name, address, and email id to fulfil your request and service your account and to provide you with additional information from CRISIL. For further information on CRISIL's privacy policy please visit www.crisil.com.

Disclaimer

CRISIL Research, a division of CRISIL Limited (CRISIL) has taken due care and caution in preparing this Report based on the information obtained by CRISIL from sources which it considers reliable (Data). However, CRISIL does not guarantee the accuracy, adequacy or completeness of the Data / Report and is not responsible for any errors or omissions or for the results obtained from the use of Data / Report. This Report is not a recommendation to invest / disinvest in any company covered in the Report. CRISIL especially states that it has no financial liability whatsoever to the subscribers/ users/ transmitters/ distributors of this Report. CRISIL Research operates independently of, and does not have access to information obtained by CRISIL's Ratings Division / CRISIL Risk and Infrastructure Solutions Limited (CRIS), which may, in their regular operations, obtain information of a confidential nature. The views expressed in this Report are that of CRISIL Research and not of CRISIL's Ratings Division / CRIS. No part of this Report may be published / reproduced in any form without CRISIL's prior written approval.

Argentina | China | Hong Kong | **India** | Poland | Singapore | UK | USA | UAE

CRISIL Limited: CRISIL House, Central Avenue, Hiranandani Business Park, Powai, Mumbai – 400076. India

Phone: + 91 22 3342 3000 | Fax: + 91 22 3342 3001 | www.crisil.com

[in/company/crisil](https://www.linkedin.com/company/crisil) [@CRISILlimited](https://twitter.com/CRISILlimited) [f/CRISILlimited](https://www.facebook.com/CRISILlimited) [yt/user/CRISILlimited](https://www.youtube.com/user/CRISILlimited) [ig](https://www.instagram.com/lifeatcrisil) Follow us on [@lifeatcrisil](https://www.instagram.com/lifeatcrisil)

CRISIL

An S&P Global Company